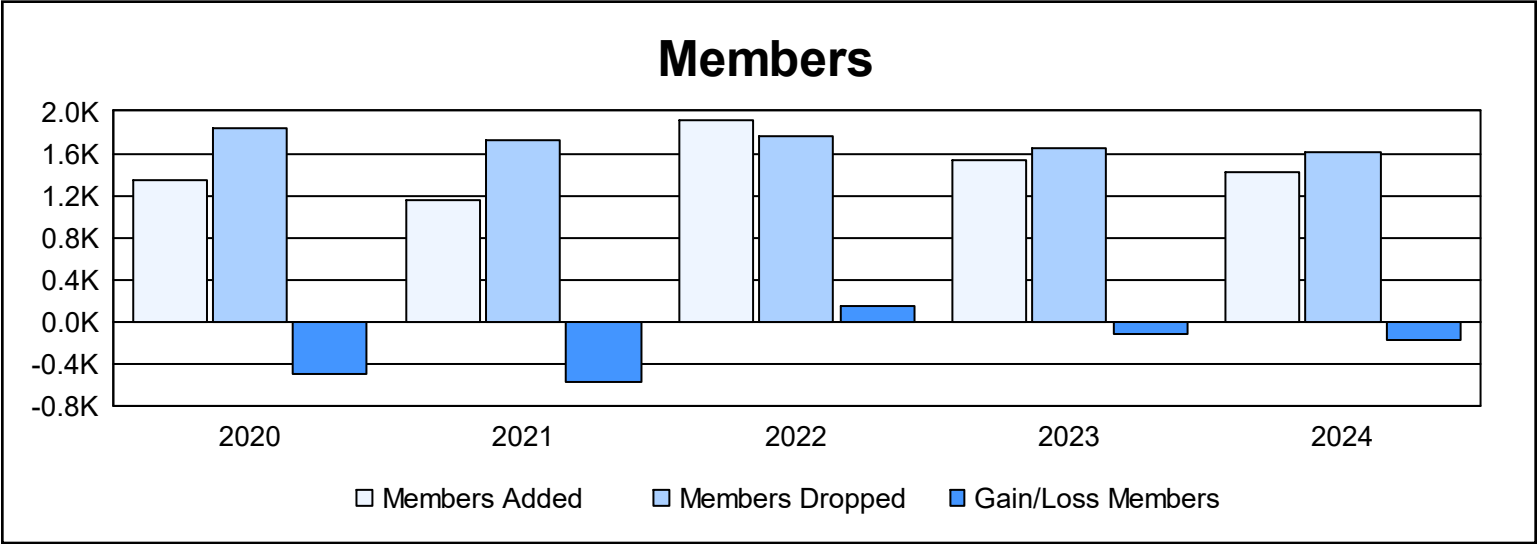
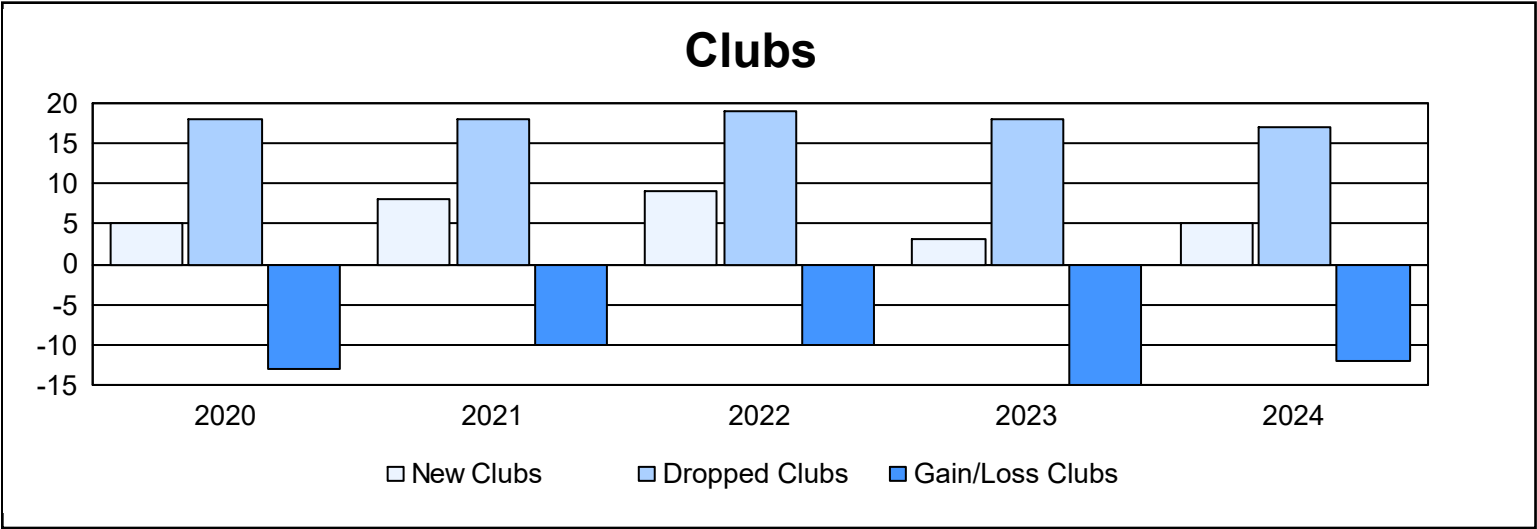
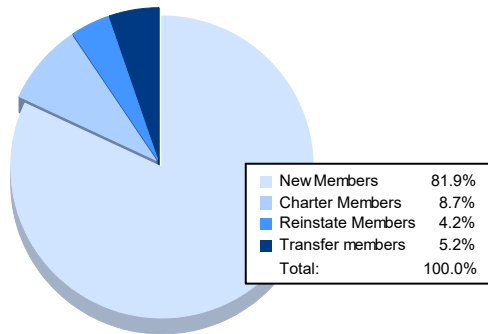


Year	New Clubs	Dropped Clubs	Gain/ Loss Clubs	New Members	Charter Members	Reinstate Members	Transfer Members	Total Member Added	Total Members Dropped	Gain/ Loss Members
2019-2020	5	18	-13	993	173	73	99	1,338	1,839	-501
2020-2021	8	18	-10	808	216	91	36	1,151	1,717	-566
2021-2022	9	19	-10	1,473	268	110	63	1,914	1,758	156
2022-2023	3	18	-15	1,337	86	68	37	1,528	1,652	-124
2023-2024	5	17	-12	1,170	124	60	74	1,428	1,603	-175
Average	6	18	-12	1,156	173	80	62	1,472	1,714	-242



### Membership Composition June 2024 Cumulative



### Gender Composition June 2024 Cumulative

